




General Shortcuts


Open Corresponding Tool Window  **0...9**



Search Everywhere **2X SHIFT**

Toggle Maximize Editor   **F12**


Go back to Previous Tool Window **F12**



Go to Editor **ESC**

Hide Active or Last Active Window  **ESC**

Switch Editor Tabs and IDE Tool Windows  

Close Current Active Tab  **W**

Quick Switch Current Scheme  

Add to Favourites   **F**

Find and Replace

Find  **F**

Replace  **R**

Search Everywhere **DOUBLE SHIFT**

Find Next  **G**

Find Previous   **G**

Find in Path   **F**

Replace in Path   **R**



Editing Shortcuts

Basic Code Completion	^	SPACEBAR
Complete Current Statement	⌘	↑ ↵
Quick Documentation Lookup	^	J
Brief Info	⌘	MOUSE OVER
Complete Statement	⌘	↑ ↵
Parameter Information	⌘	P
Override Methods	^	O
Generate Code	⌘	N
Move Line(Selection) Up/Down	⌘	↑ ↓
Surround With.. (Begin..End etc.)	⌘	⌘ T
Comment/Uncomment with Line Comment	⌘	
Comment/Uncomment with Block Comment	⌘	⌘
Show Description of Error or Warning at Caret	⌘	F1
Indent Selected Lines		→
Unindent Selected Lines	↑	→
Show Intention Actions and Quick Fixes	⌘	↵
Reformat Code	⌘	⌘ L
Duplicate Current Line	⌘	D
Cut/Copy/Paste Current line to Clipboard	⌘	X
Paste from Buffer	⌘	↑ V
AutoIndent Lines	^	⌘ I
Delete line at caret	⌘	⌘
Start New line	↑	↵
Show Intention Actions/Quick-Fixes	⌘	↵
Decrease Current Selection to Previous State	⌘	↓
Select Successively Increasing Code blocks	⌘	↑
Expand All	⌘	↑
Collapse All	⌘	↑ -
Expand/Collapse Code block	⌘	
Delete to end word	⌘	⌘

Delete to word start	⌘	⌘
Select till code block end	⌘	↑ ⌘]
Select till code block start	⌘	↑ ⌘ [
Toggle Carnel/Snake Case	↑	⌘ U
Switch case for Word at Caret or Selected block	⌘	↑ U

Code Refactoring

Copy		F5
Move		F6
Rename	↑	F6
Change Signature	⌘	F6
Safe Delete	⌘	⌘
Inline	⌘	⌘ N
Refactor this Quick List	^	T
Extract Method	⌘	⌘ M
Extract Field	⌘	⌘ F
Extract parameter	⌘	⌘ P
Extract Constant	⌘	⌘ C
Extract Variable	⌘	⌘ V

Navigation Controls

Go to Class	⌘	O
Go to File	⌘	↑ O
Go to Symbol	⌘	⌘ ↑ O
Go back to Previous Tool Window		F12
Go to Editor		ESC
Hide Active or Last Active Window	↑	ESC
Next highlighted Error		F2
Previous highlighted Error	↑	F2
Go to Top of Page	⌘	PGUP
Go to Bottom of Page	⌘	PGDN
Go to Line	⌘	L
Recent files Popup	⌘	E
Select current file/Symbol in any View	⌘	F1
Go to Next/Previous Tab	^	↵
Go to Declaration	⌘	B
Go to Type Declaration	⌘	↑ B
Navigate back/forward	⌘	⌘ ↵
Go to last edit location	⌘	↑ ⌘
Go to super method/super class	⌘	U
Type Hierarchy	^	H
Method Hierarchy	⌘	↑ H
Call Hierarchy	^	⌘ H
Toggle Bookmark	↑	F6
Toggle Bookmark with Mnemonic	⌘	F3
Show Bookmarks	↑	F3
Go to Numbered Bookmark	CTRAL	0 . . 9
Show Navigation bar	⌘	↑
Close Active Run/Messages	^	↑ F4
Edit Source		F4
View Source	⌘	↓
Show Diagram	⌘	↑ ⌘ U



File Structure Popup ⌘ F12

Move to code block end/start ⌘ J

Go to Previous/Next Method ^ ↑

Open Quick Definition Lookup ⌘ Y

Debugging Shortcuts

Run to Cursor ⌘ F9

Step Out ↑ F8

Step Over F8

Step Into F7

Evaluate Expression ⌘ F8

Toggle Breakpoint ⌘ F8

View Breakpoints ⌘ ↑ F8

Resume Program F9

Compile and Run

Build Project ⌘ F9

Run ^ R

Debug ^ D

Select Configuration and Run ^ ⌘ R

Select Configuration and Debug ^ ⌘ D

Run Context Configuration from Editor ^ ↑ R

Debug Context Configuration from Editor ^ ↑ D

Usage Search

Find Usage in File ⌘ F7

Find Usage ⌘ F7

Highlight Usage in File ⌘ ↑ F7

Show Usage ⌘ ⌘ F7

VCS/Local History

Commit Project to VCS ⌘ K

Update Project from VCS ⌘ T

View Recent Changes ⌘ ↑ C

VCS Operations Popup ^ V

Live Templates

Insert Live Template ⌘ J

Surround with Live Template ⌘ ⌘ J

Pie Menu for AppCode

Work faster with a customized radial menu for AppCode. Add whatever shortcut you want!

[Download at www.pie-menu.com](http://www.pie-menu.com)

