










Accessibility



Change reading settings for the current document   **5**



Reflow a tagged PDF, and return to unreflowed view  **4**

Activate and deactivate Read Out Loud   **Y**

Read only the current page out loud   **V**

Read out loud from the current page to the end of the document   **B**

Pause reading out loud   **C**

Stop reading out loud   **E**

Comments

Sticky Note tool **S**


Text Edits tool **E**

Stamp tool **K**

Current highlighting tool **U**

Cycle through highlighting tools: Highlighter, Underline Text, Cross Out Text  **U**

Current drawing markup tool **D**

Cycle through drawing markup tools: Cloud, Arrow, Line, Rectangle, Oval, Polygon Line, Polygon, Pencil Tool, Eraser Tool  **D**



Cloud tool **Q**

Text Box tool **X**

Current Stamp or Attach tool **J**

Cycle through Stamp, Attach File, Record Audio Comment  **J**

Move focus to next comment or form field 

Move focus to previous comment or form field  

Open pop-up note (or text field in Comments List) for comment that has focus **RETURN**

Closes pop-up (or text field in Comments List) for comment that has focus **ESC**



Navigation

Previous Screen	PAGE UP
Next screen	PAGE DOWN
First page	HOME
Last page	END
Previous page	←
Next page	→
Previous open document	⌘ F6
Next open document	↑ ⌘ F6
Scroll up	↑
Scroll down	↓
Scroll (when Hand tool is selected)	SPACEBAR
Zoom in	⌘ =
Zoom out	⌘ -
Move focus to the next item among Document pane, Task panes, Message bar, and Navigation bar	F6
Move focus to the previous item among Document pane, Task panes, message bar, and Navigation bar	↑ F6
Move focus to the next panel in the Task pane	⌘ →
Move focus to the previous panel in the Task pane	⌘ ↑ →
Navigate to the next panel and panel control within an open Task pane	→
Navigate to the previous panel and panel control within an open Task pane	↑ →
Navigate to the next command button within a panel	↓
Navigate to the previous command button within a panel	↑
Expand or collapse panel in focus (press F6 to move focus to Tools pane, then tab to desired panel)	SPACE
Open or close the Task pane	↑ F4
Close the pane that lists the tasks of an Action	⌘ ↑ F4
Open the menu and move the focus to the first menu option when focus is on a command	SPACEBAR

with a submenu or submenu element with a flyout

Move the focus back to the parent command button with a submenu or submenu element with a flyout	ESC
Run the command in focus	SPACEBAR
Navigate to the next item in the active panel in the Create New Action, Edit Action, Create Custom Tool, or the Edit Custom Tool dialog boxes	→
Navigate to the previous item in the active panel in the Create New Action, Edit Action, Create Custom Tool, or the Edit Custom Tool dialog boxes	↑ →
Open and move focus to navigation pane	⌘ ↑ F5
Move focus among the document, message bar, and navigation panels	F6
Move focus to previous pane or panel	↑ F6
Move among the elements of the active navigation panel	→
Move to previous or next navigation panel and make it active (when focus is on the panel button)	↑
Move to next navigation panel and make it active (when focus is anywhere in the navigation pane)	⌘ →
Expand the current bookmark (focus on Bookmarks panel)	→
Collapse the current bookmark (focus on Bookmarks panel)	←
Expand all bookmarks	↑ *
Collapse selected bookmark	/
Move focus to next item in a navigation panel	↓
Move focus to previous item in a navigation panel	↑
Open Help window	F1
Close Help window	⌘ W
Move back to previously opened topic	⌘ ←
Move forward to next topic	⌘ →
Print Help topic	⌘ P

PDF Portfolios

Move forward or backward among the current column header selected for sorting, the current row with focus, and the Go Back button if in a folder	→
Move focus to the next or previous row when in the body of the file list on the left	↑
Selects the next or previous column header for sorting	←
If pressed in the body of the file list, navigate one level up from within a folder	⌘
Press the Go Back button in a folder if focus is on the button.	RETURN
If pressed when focus is on a row in the file list representing a subfolder, navigate to a subfolder, or open an attachment in Preview mode.	RETURN
If in the body of the file list, move to the first or last row	HOME
If in the body of the file list, move to the next or last set of rows to fit the screen	PAGE DOWN
Select or deselect all files	⌘ A
If in the body of the file list, extend the selection by adding the next row above or below the selected row	↑ ↑
Change whether the row with focus is in the selection	⌘ SPACE
Move focus up or down one row without changing the selection	⌘ ↑
Reverse the sort order when focus is on a column header	SPACE



Tools

Hand tool	H
Temporarily select Hand tool	SPACEBAR
Select tool	V
Marquee Zoom tool	Z
Cycle through zoom tools: Marquee Zoom, Dynamic Zoom, Loupe	Z
Temporarily select Dynamic Zoom tool (when Marquee Zoom tool is selected)	
Temporarily zoom out (when Marquee Zoom tool is selected)	
Temporarily select Zoom In tool	SPACE
Select Object tool	R
Edit Object tool	O
Return/Exit Forms editing	A
Crop tool	C
Link tool	L
Text Field tool	F
Cycle through tools in forms authoring mode: Text Field, Check Box, Radio Button, List Box, Dropdown Box, Button, Digital Signature, Barcode	F
3D tool	M
Cycle through Multimedia tools: 3D object, SWF, Sound, Video	M
Edit Document Text tool	T
Cycle through Touch Up tools: Touch Up Text, Touch Up Reading Order, Touch Up Object	T
Redaction	Y
JavaScript Debugger	J
Insert Blank Pages tool	T
Insert Files	I
Delete pages	D
Open Output Preview	~

Touch Up Reading Order tool (or if already selected, return focus to dialog box)



Pie Menu for Adobe Acrobat Pro

Work faster with a customized radial menu for Adobe Acrobat Pro. Add whatever shortcut you want!

[Download at www.pie-menu.com](http://www.pie-menu.com)

